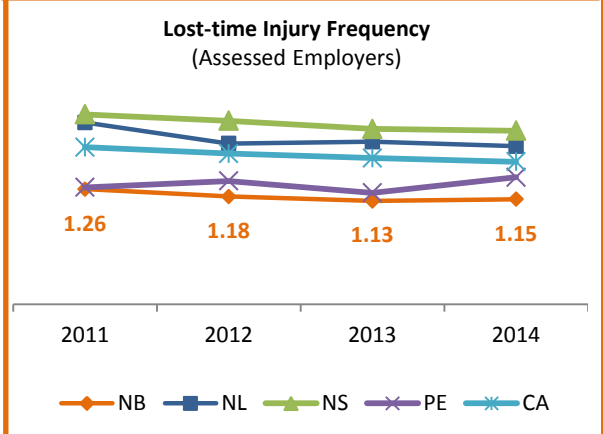
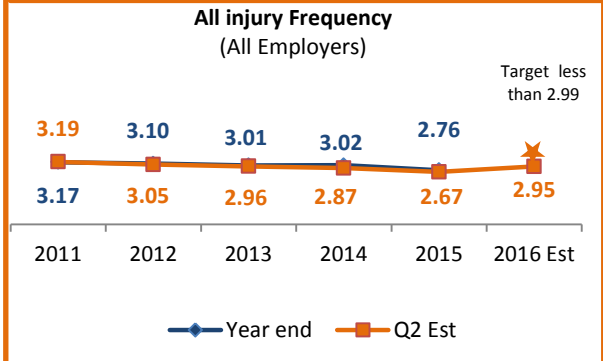


2016 Q2 Safety Scorecard

Safety Goal 2016



Source: AWCBC

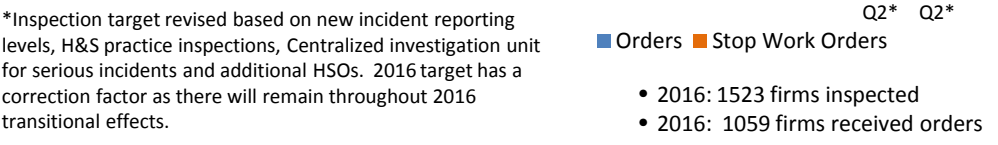
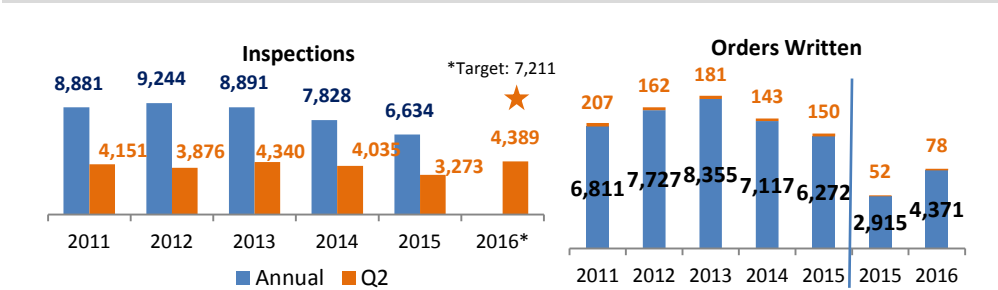
OHS Culture Index

The survey was not conducted in 2015 due to concerns raised by the Office of the Access to Information and Privacy Commissioner.

Injury Frequency: Injuries per 100 FTEs

Strategy 1: Advancing Safety Standards In New Brunswick

Initiative: Focused Inspections based on evidence

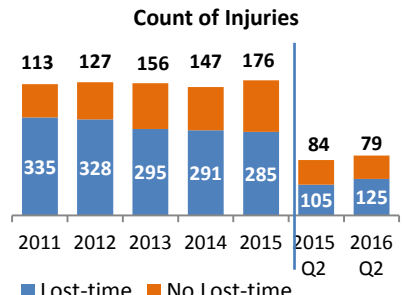
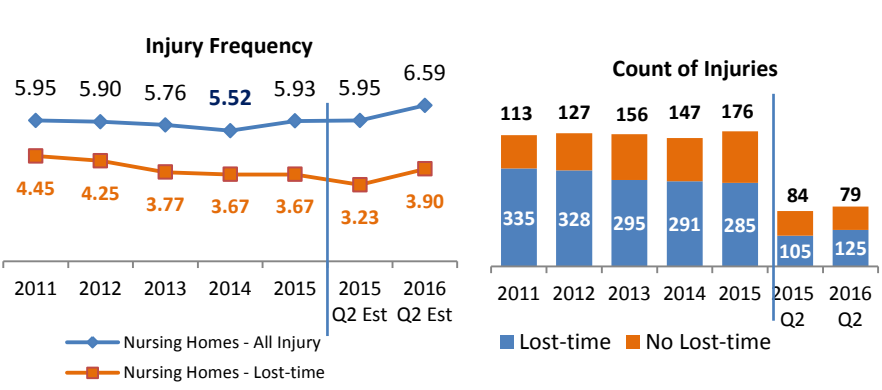


Initiative: Incident Investigations

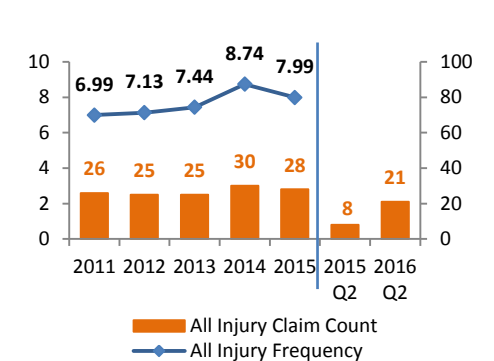
	2012	2013	2014	2015	2015 Q2	2016 Q2
Investigations & Incident follow ups	242	286	386	559	300	306
Reviewed by Accident Review Committee	83	66	67	82	27	27
Prosecutions sent to Crown	10	19	8	20	13	10
Completed Prosecutions	9	8	11	21	9	3
Convictions	8	8	11	21	9	3

Strategy 2: Focusing on High Risk Industries

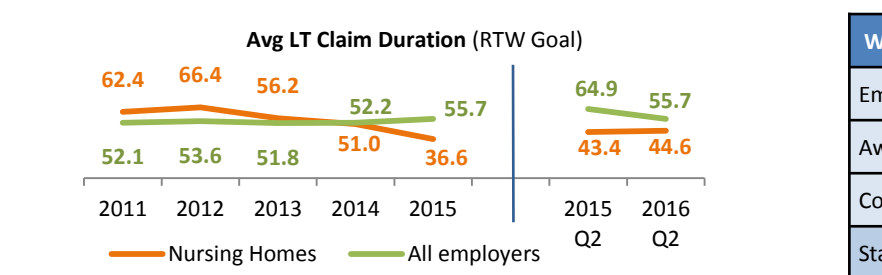
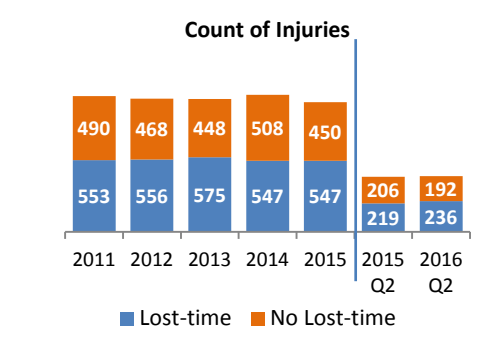
Initiative: Focus Industries - Nursing Homes



Initiative: Focus Industry-Waste Collection

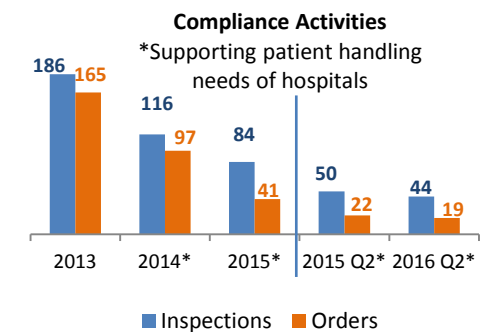


Initiative: Hospital Authorities Partnership



Waste Collection Empl - 42

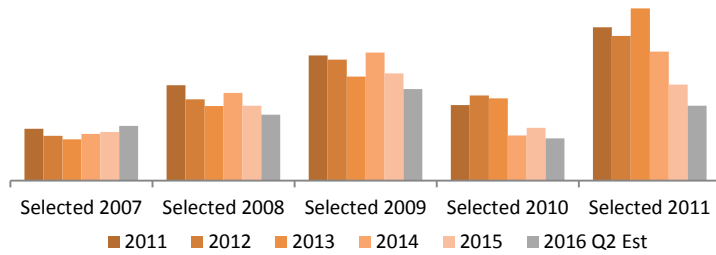
	2015	2016 Q2
Employer Consultations	34	22
Awareness Sessions	4	21
Compliance visits	4	27
Stakeholder Consultations	6	2



Strategy 3: Engaging in Intensive Firm-level Intervention

Initiative: Implementing and evaluating revised focus firm programs

Lost-time Frequency for Focus Firms
(Grouped by Year Selected for Intervention)



Focus Firms	2011	2012	2013*	2014	2015	2016 Q2
Engaged	6	16	4	12	12	4
Program Completion	16	20	25	23	6	2

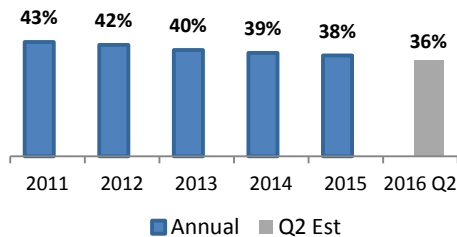
2014 selection criteria: five or more injuries/year or frequency greater than industry frequency, also not in strategic compliance, awaiting prosecution or a recent Focus Firm that was closed or cancelled.

* Transition year

Strategy 5: Using Nature of Injury to Focus Prevention Activities

Initiative: Focusing Resources on companies with MSI Injuries

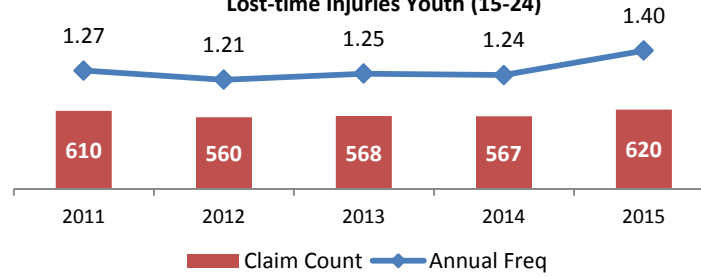
Lost-time MSI
(% of Lost-time Claims)



Year	Firms with Activities	
	Ergo Consulting	MSI Procedure
2011	110	--
2012	90	--
2013	97	39
2014	92	52
2015	81	48
2016 Q2	40	22

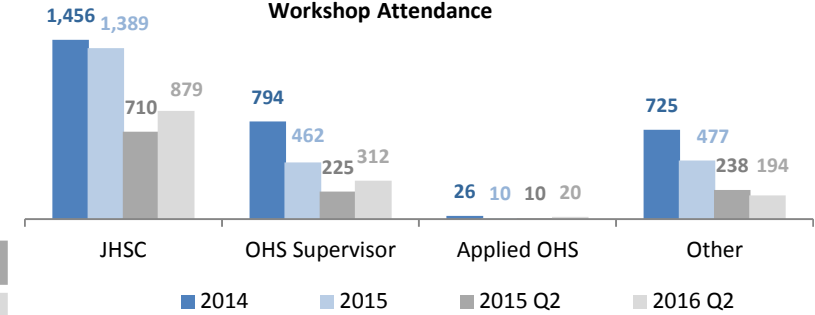
Strategy 4: Building a WorkSafe Culture through Youth, Education, and Social Marketing

Lost-time Injuries Youth (15-24)



Youth	2011	2012	2013	2014	2015	2016 Q2
Progressive Agriculture days participation	764	799	864	796	876	355
Online courses for youth - WHMIS & Safety Orientation (EECD/ NBCSA partnership)			4,876	6,273	7,309	4,432

Workshop Attendance

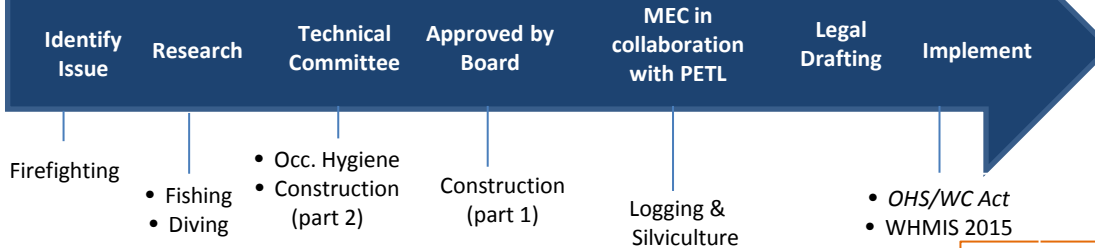


2015 OHS Training Provider Recognition

- 11 applications processed
- 5 pending

Workshops - # of firms	2015 Q2	2016 Q2
JHSC	369	450
OHS Supervisor	76	82
Applied OHS	5	8

Changes to Regulations



Firefighting

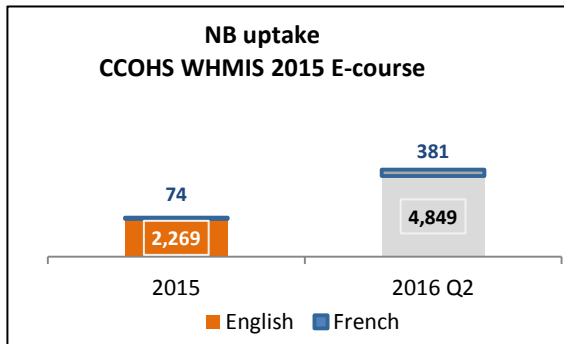
- Fishing
- Diving

- Occ. Hygiene
- Construction (part 2)

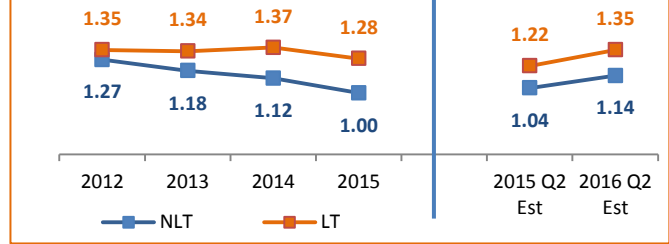
Construction (part 1)

Logging & Silviculture

- OHS/WC Act
- WHMIS 2015



Injury Frequency by type of Claim
(Assessed employers)



Scorecard Information updated as of June 30, 2016